
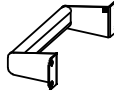
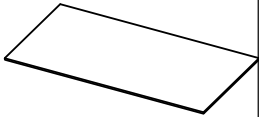






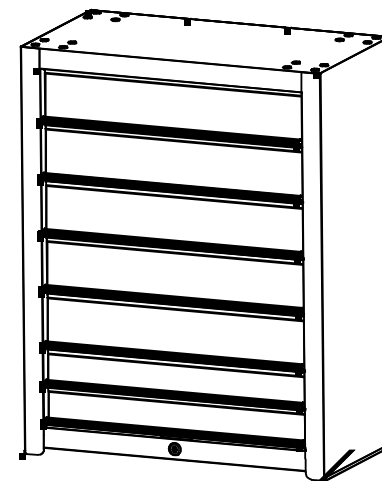



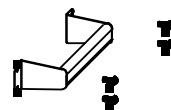
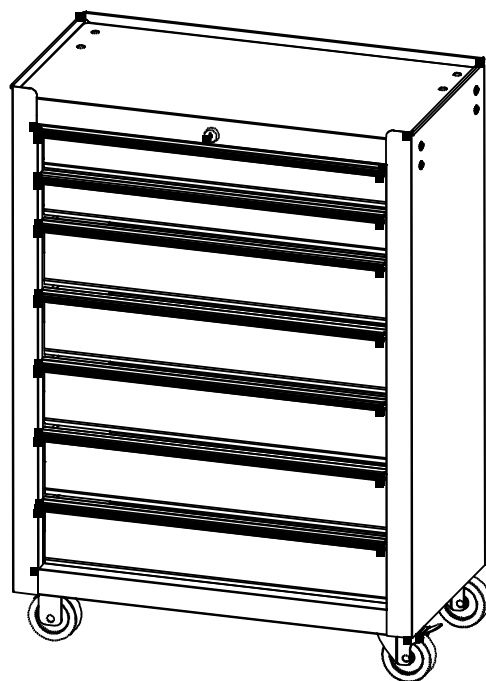
			množstvo
1	skrinka		1
2	rukoväť		1
3	stlmovacia podložka		1
4	3-palcové otočné koliesko		1
5	3-palcové pevné koliesko		2
6	3-palcové brzdivé koliesko		1
7	M8 skrutka		16
8	M8 tesnenia		16
9	M6*16 skrutka		4

1



Otočte skrinku hore dnom
a namontujte kolieska.

2



2 otočné kolieska
namontujte na rovnakú
stranu ako rukoväť.

3

