B2Bpartner

# Návod na použitie
# Dekontaminačnej rohožky

375001 - 375012

**1** Vyčistenie, odmastenie a vysušenie miesta pred aplikáciou rohožky

**2** Odstránenie spodnej lepivej časti

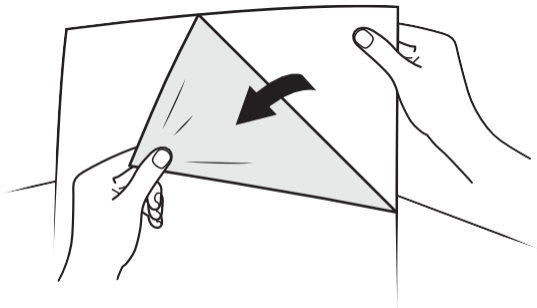

**3** Uchopte jeden koniec rohožky jednou rukou a postupne nalepujte na zem pomocou druhej ruky

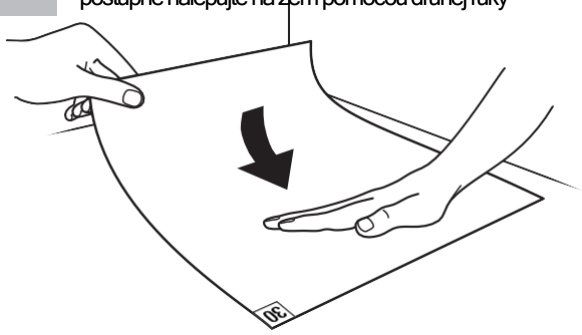

**4** Pošliapať, aby rohožka dobre priľnula na zem

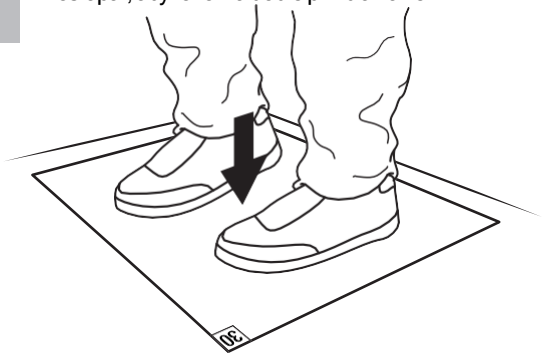

**5** Pred použitím strhnúť vrchnú ochrannú vrstvu

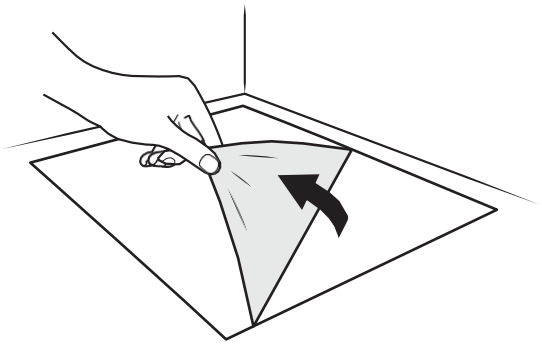

Akonáhle rohožka prestane lepiť, strhnite ďalšiu vrstvu

## Ako správne strhávať vrstvy rohožky

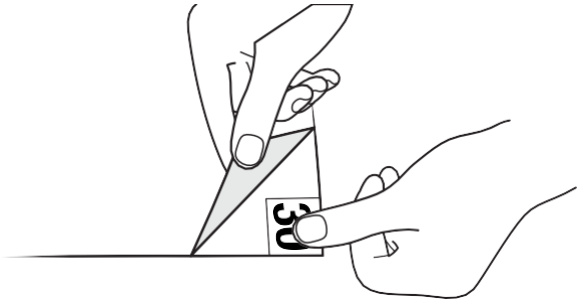

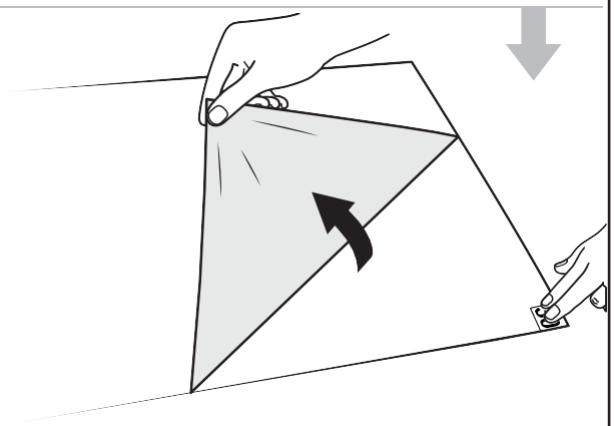

## Odporúčané skladovanie rohožiek

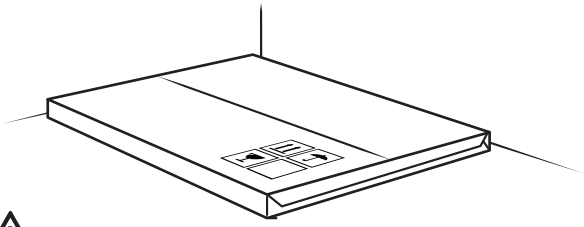

Rohožky skladujte vodorovne naležato najväčšou plochou krabice